

Solenoid valve(5/2 way, 5/3 way)

4V400 Series



Ordering code

4V 4 10 15 A □ T - W

① ② ③ ④ ⑤ ⑥ ⑦ ⑧

① Model

4V: Solenoid valve
(5/2, 5/3 way)

④ Port size

15: 1/2"

⑥ Electrical entry

Blank: Terminal
I: Grommet

② Code

4: 400 Series

⑤ Voltage

A: AC220V
B: DC24V
C: AC110V
E: AC24V
F: DC12V

⑦ Thread type

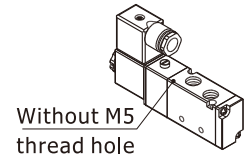
T: NPT

③ Valve type

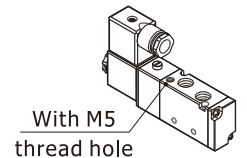
10: Single solenoid 5/2 way
20: Double solenoid 5/2 way
30C: Double solenoid 5/3 way
closed center
30E: Double solenoid 5/3 way
exhaust center
30P: Double solenoid 5/3 way
pressure center

⑧ Pilot type

Blank: Internal pilot



W: External pilot



Please refer to 57 for manifold specification and the order way.

Specification

Model	4V410-15	4V420-15	4V430C-15	4V430E-15	4V430P-15
Fluid	Air(to be filtered by 40 μm filter element)				
Acting	Internal pilot or external pilot				
Port size [Note1]	In=Out=Exhaust=1/2"				
Orifice size	50.0mm ² (Cv=2.79)		30.0mm ² (Cv=1.68)		
Valve type	5 port 2 position		5 port 3 position		
Operating pressure	21~114psi(0.15~0.8MPa)				
Proof pressure	175psi(1.2MPa)				
Temperature	-20~70°C				
Material of body	Aluminum alloy				
Lubrication [Note2]	Not required				
Max. frequency [Note3]	3 cycle/sec				
Weight (g)	590	720	770		

[Note1] NPT thread is available.

[Note2] Once lubricated air is used, continue with same medium to optimize valve life span. Lubricants like ISO VG32 or equivalent are recommended.

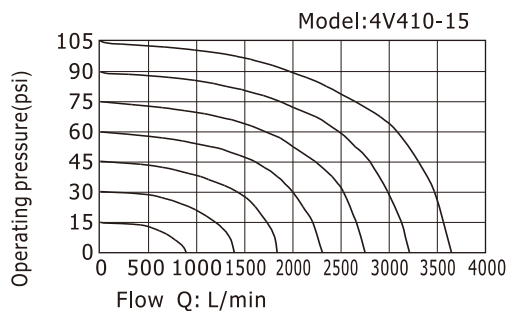
[Note3] The maximum actuation frequency is in the no-load state.

4V400 Series

Product feature

1. Pilot-oriented mode: Internal pilot or external pilot.
2. Structure in sliding column mode: good tightness and sensitive reaction .
3. Three position solenoid valves have three kinds of central function for your choice.
4. Double control solenoid valves have memory function.
5. Internal hole adopts special processing technology which has little attrition friction, low start pressure and long service life.
6. No need to add oil for lubrication.
7. It is available to form integrated valve group with the base to save installation space.
8. Affiliated manual devices are equipped to facilitate installation and debugging.
9. Several standard voltage grades are optional.

Flow chart



Coil specification

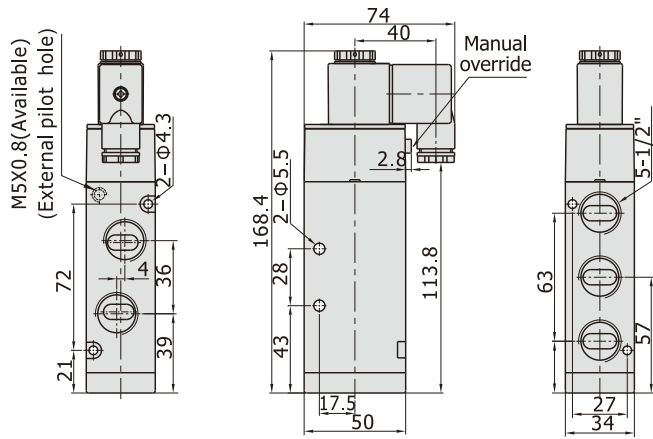
Item	specification				
Standard voltage	AC220V	AC110V	AC24V	DC24V	DC12V
Scope of voltage	AC: ± 15%		DC: ± 10%		
Power consumption	4.5VA	4.5VA	5.0VA	3.0W	3.0W
Protection	IP65(DIN40050)				
Temperature classification	B Class				
Electrical entry	Terminal, Grommet				
Activating time	0.05 sec and below				

Solenoid valve(5/2 way, 5/3 way)

4V400 Series

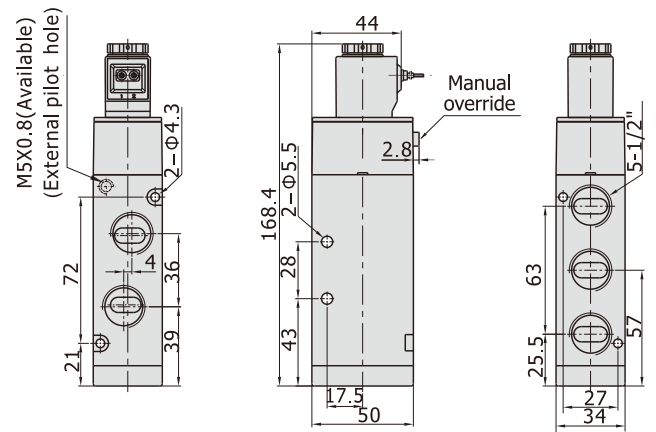
Dimensions

4V410(Terminal)

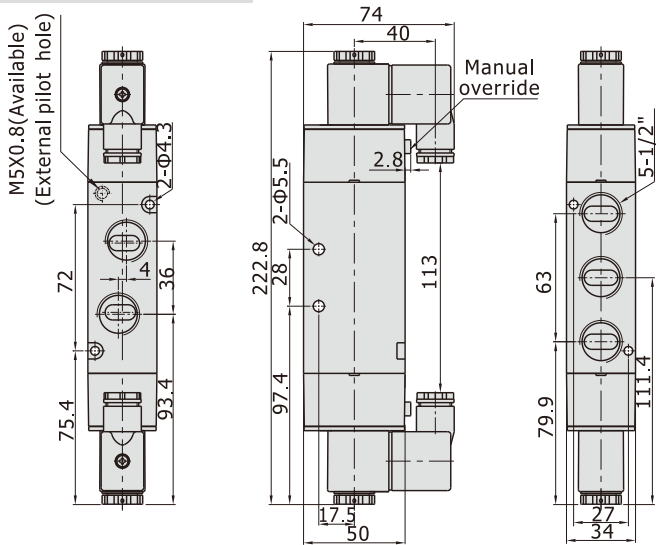


4V410(Grommet)

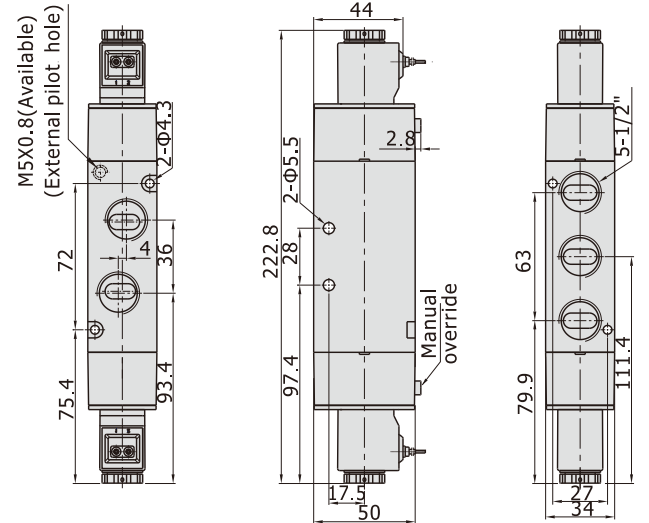
[Unit: mm]



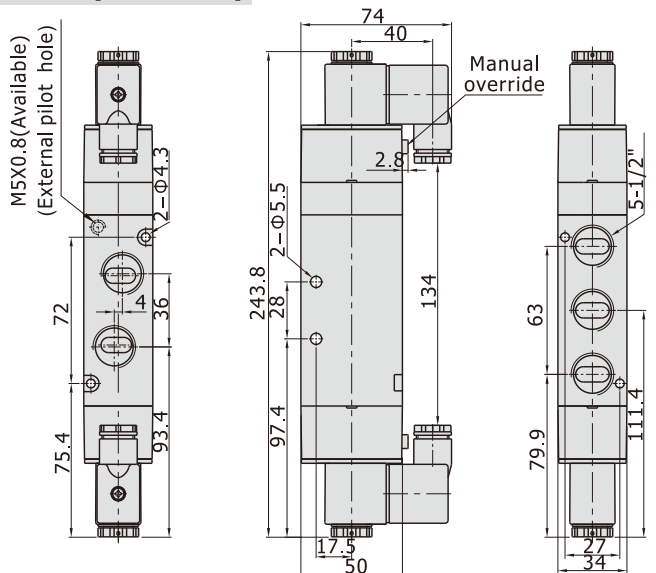
4V420(Terminal)



4V420(Grommet)



4V430(Terminal)



4V430(Grommet)

